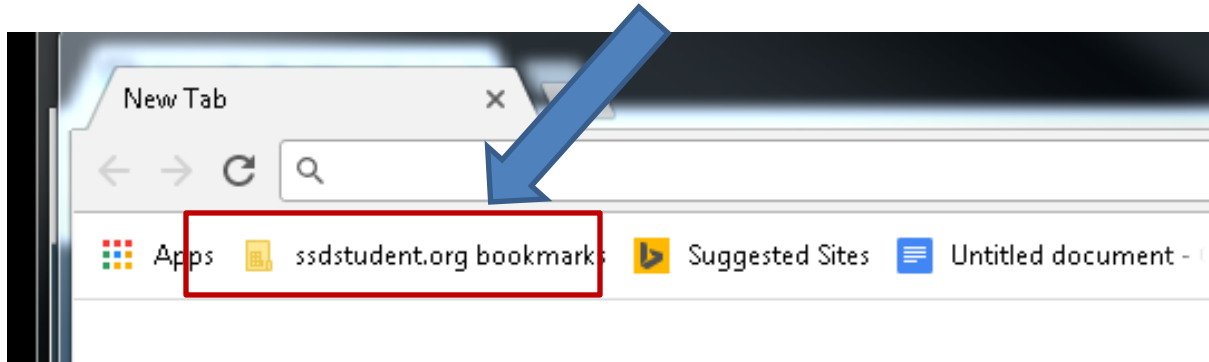


## Logging into Clever

Log into the Chrome Browser. (See directions for [Logging into Chrome Browser](#).)

Once you are logged into the Chrome Browser, click on the **ssdstudent.org** bookmarks on the taskbar.



**Clever** will appear in a drop down menu.

If the **ssdstudent.org** bookmark does not appear on the toolbar, follow directions for adding bookmarks at the end of this document.

Click on **Clever**.

Click **Log in with Google**.

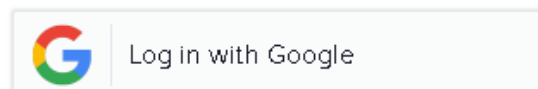
### Springfield School District

[Not your district?](#)

#### Hints for logging in with Google:

Username Hint:  
Google account credentials:  
firstname.lastname@ssdstudent.org

Password Hint:  
Students: Full Student ID  
Teachers: Google account password



Having trouble? [Get help signing in!](#)




[District Admin Login](#)

Use your Google credentials to log in (@ssdstudent.org account).

You are now logged into Clever portal.

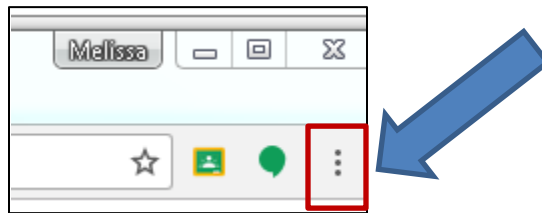
Click on the icon of the program you would like to access. You will be automatically logged into that program and brought to the program's homepage.



If you have any question, please submit a [Help Desk Request via the SSD Intranet](#).

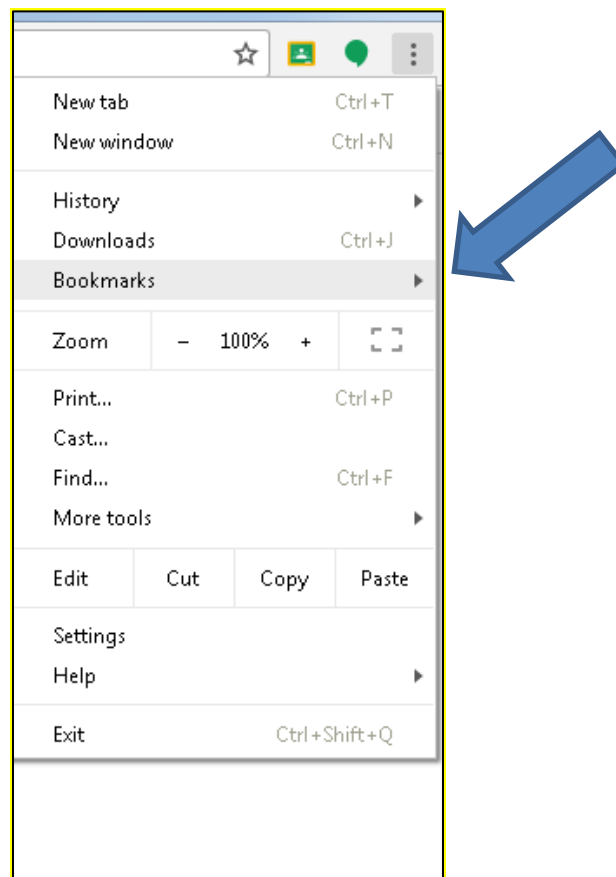
If the **ssdstudent.org bookmark** does not appear on the toolbar:

Click on the snowman (3 dots) under the **x**.



Click on **Bookmarks**.

If the **ssdstudent.org bookmarks** does not appear, click on **Bookmarks**.



Continue to follow the directions above.

When all else fails, go to <https://clever.com/in/springfieldsd-19064>

