

## How Parents Access Canvas (after you have your Canvas Login and Password)

Visit the URL: <https://ssdcougars.instructure.com/login/canvas> OR

Visit [www.ssdougars.org/canvas](http://www.ssdougars.org/canvas) and click on the PARENT LOGIN button.

1. Click on **Forgot Password?** link.

Springfield School District  
ACADEMICS ATHLETICS ARTS SERVICE  
PRIDE IN ALL THINGS

Parent of a Canvas User?  
Click Here For an Account

Login

Password

Stay signed in

[Forgot Password?](#)

Log In

[Help](#) [Privacy Policy](#) [Acceptable Use Policy](#) [Facebook](#) [Twitter](#)

INSTRUCTURE

2. Enter your HAC Login ID

If you need assistance with your HAC Login ID, complete a contact request form:

<https://www.ssdougars.org/district/district-departments/technology/home-access-center/hac-parent-portal-contact>

Your password recovery instructions will be sent to [Email associated with] This may take up to 30 minutes. Make sure to check your spam box.

Springfield School District  
ACADEMICS ATHLETICS ARTS SERVICE  
PRIDE IN ALL THINGS

Parent of a Canvas User?  
Click Here For an Account


Enter your Login and we'll send you a link to change your password.

Login

HAC Login ID

[Back to Login](#) [Request Password](#)

3. Check your email for a message from Instructure Canvas. The email is sent to the email address stored in Home Access Center (HAC). You may need to check your spam/junk folder.



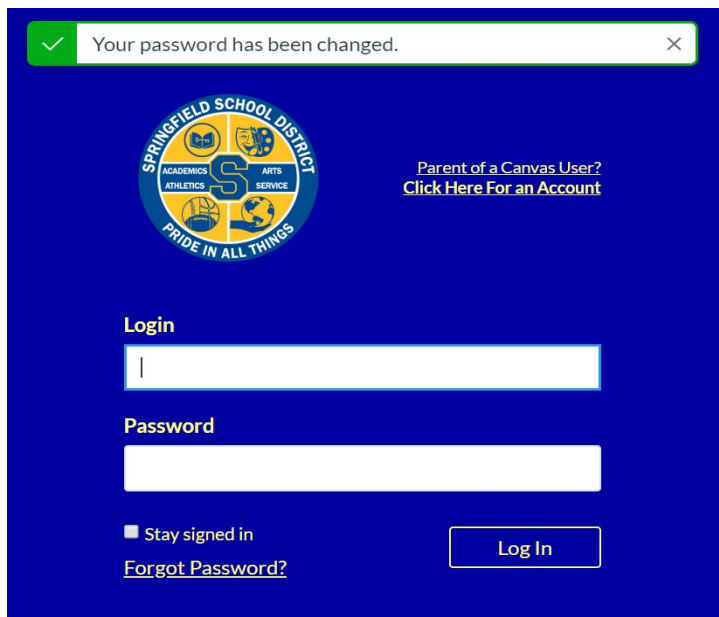
4. Click the link in the email to set a new password.

Change login password for **Parent Name**

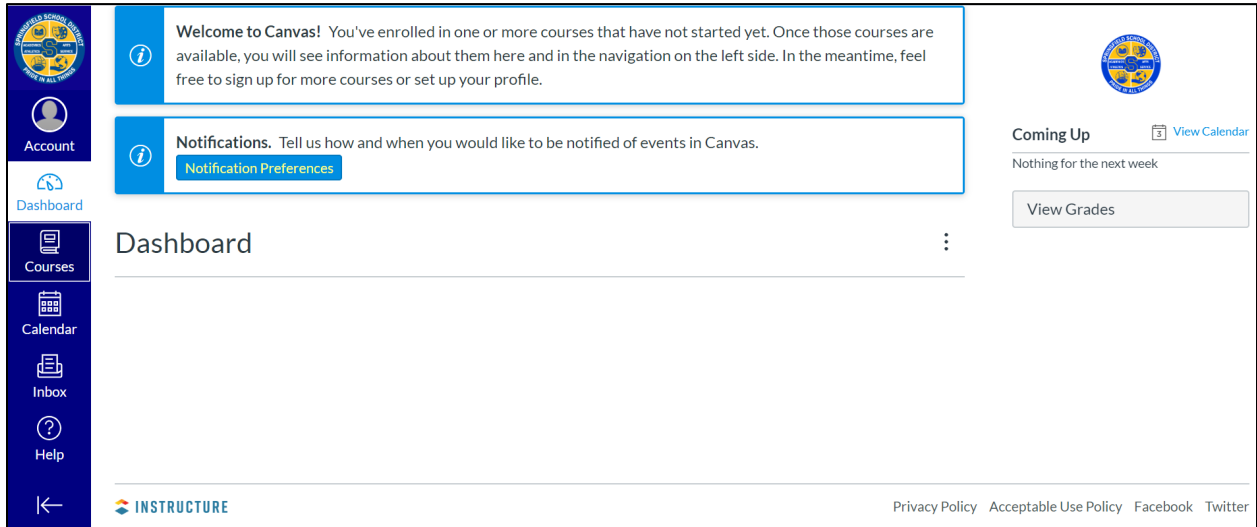
**Parent Email**

New Password:

Confirm New Password:



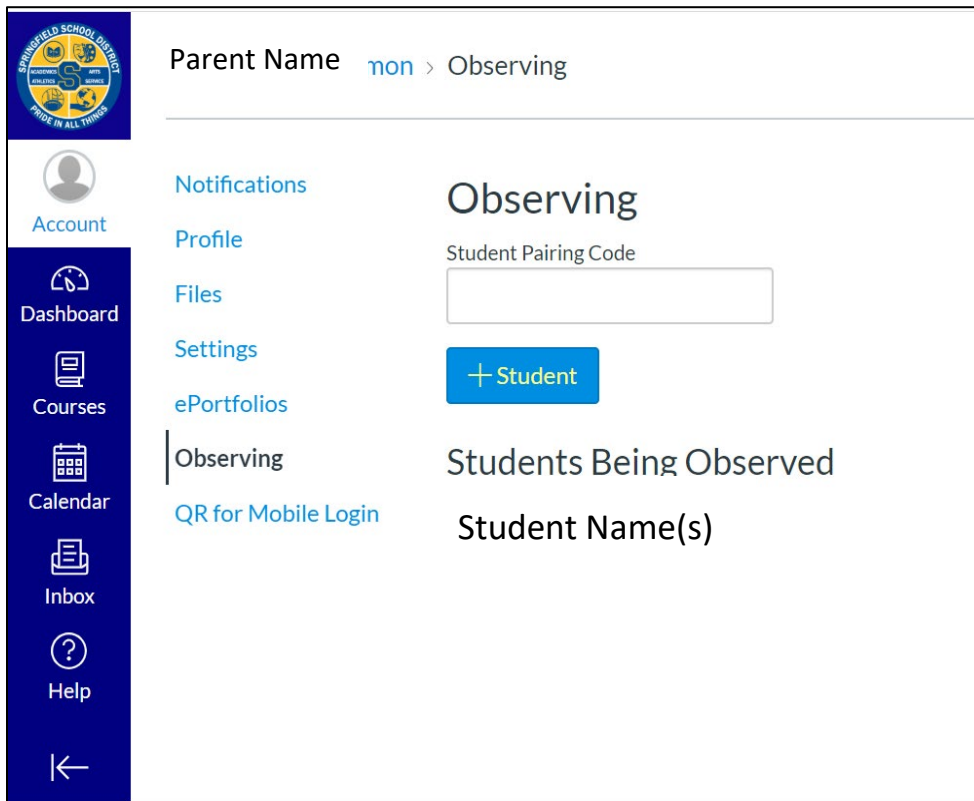
5. Login with your new credentials.



6. Check your Account Settings.

Click on Account – then click on Observing to ensure all students are listed.

You do not need a Pairing Code. Your students should be listed.



For Tech Support, please visit [www.ssdcougars.org/canvas](http://www.ssdcougars.org/canvas).